



Welcome

IN THIS ISSUE

PEEK INTO OUR CAMP PROGRAMS
TRY THESE ACTIVITIES AT HOME
LISTENING IN
PHOTO GALLERY
STAFF THANK YOUS
LINK TO VIDEO COLLAGE

WRITTEN BY:
SUPPORT STAFF AND
CAMP ADMINISTRATORS

Welcome

Introduction



Van Nguyen

*Director of Operations
Summer Camp Director*

Welcome to our camp!

What can I say that has not already been said at this point of the summer?

As the sun sets on another unforgettable summer, I find myself reflecting on the all of memorable moments of our camp from the joy and laughter of your children at recess to the quiet footsteps of our teachers gathering their supplies in the early morning of each day. It's with a mix of nostalgia and gratitude that we bid farewell to this summer and extend our heartfelt appreciation to each and every one of you for joining us this summer at FCS.

Our campers have embraced challenges, discovered new talents, and grew friendships that will undoubtedly last a lifetime. It's been heartwarming to watch their confidence soar as they raised our guinea fowl keets, perfected their recipes in various baking classes, and collaborated on creative projects that showcased their individuality and teamwork.

Behind the scenes, our dedicated staff worked tirelessly to ensure a safe, nurturing environment where campers could flourish. Their commitment, passion, and enthusiasm have been the driving force behind the magic that unfolded each day. As parents, you entrusted us with your most precious treasures, and we are honored to have played a part in their summer journey.

While the season may be coming to an end, the lessons learned, the friendships formed, and the memories made will continue to resonate in the hearts and minds of our campers.

From the bottom of our hearts, thank you for being a part of our camp community. Wishing you a wonderful school year ahead.

Warmest wishes,

A handwritten signature in blue ink, appearing to read 'Van Nguyen', with a long horizontal flourish underneath.

09A1



Little Explorers (Shipwrecked)
Led By: Franny Ashcraft &
Ania Hendy
Assisted by: Volunteer Jasper

Our preschoolers set sail this week to learn more about life on the high seas! They made pirate puppets and created bird crafts that could sit on their wrist like a parrot!

09B2



Reduce, Reuse, Recycle
Led By: Maddie Snyder &
Mirsa Shulman
Assisted by: Tyler Washington

Protecting our environment is important, and campers learned about ways to repurpose materials and make them useful in other ways

09B1



Artist Studios
Led By: Abby Wilson &
Ethan Clarkewallis
Assisted by: Ani Arzoumanian

This week our artists got creative with all kinds of different materials. They used clothespins, paper, and other supplies to make dragons, caterpillars, and more!

09B3



Rising K
Led By: Taylor Washington
Assisted by: Nicholas Lugo

Campers learned all about what to expect as they prepare for kindergarten, learning songs and routines, letters and numbers, and how to be kind and listen.

09B4



Cooking and Baking
Led By: Crystal Shay Robinson
Assisted by: Megan Kellenberger

This week campers made delicious treats, including cookies, chili, and even mac and cheese! Cooking is always fun with good company.

09C2



Sticky Science & Creative Construction
Led By: Margie Strohecker
Assisted by: Nicolas Lugo

Science and fun came together this week as students experimented with mass, physics, and mess. They made towers, created elephant toothpaste, and more!



09C1

Sports and Agility
Led By: Brian Belstock

Athletes this week learned teamwork and sportsmanship as they played games like baseball, soccer, and bowling. No matter what games they may play, being a good teammate is always key!



09C3

Create Your Own Book
Led By: Jaya Sullivan

Our writers were able to construct a book from start to finish! Not only were they storyboarding and writing from their imagination, they also learned how to make paper from scratch for their finished products!

09D2



Modern Home Economics
Led By: Samantha McKay
Assisted by: Alex Andrews

Adulting is hard, but middle schoolers in this camp will be more prepared than most. This week, campers learned all kinds of adult skills, including cooking, cleaning, basic car maintenance, budgeting, grocery shopping, and putting together flat pack furniture.



Claire shows off her glasses made of pool noodles

Welcome

Try this @Home



Here are some ideas that you can do at home!



Getting Ready for School

The school year is approaching once again! In this final week of camp, some campers worked on getting ready for school with writing and reading, math, sports skills, as well as continuing to build and nurture friendships.

Encourage your children to read and write as much as they can each day. Practice morning routines so they know what to expect each day before school. Most of all, remind them that school is where they get to see old and new friends!



Left: Harper and Gaia sharing a book together

Top: Rising K is practicing how to sort their letters

Above: Mona is hard at work on her story in Create Your Own Book

Cooking with Family

Sharing a meal is a powerful way to build community and bond with others, and involving children in the food preparation can make it even more special.

By cooking and preparing food together, kids can learn about family traditions, gain independence and important life skills, and become more adventurous eaters.

Start small - younger children can help by adding ingredients, stirring, and decorating. Older kids can read recipes, begin learning to chop, and even monitor food on the stovetop.

Whatever you make, you are sure to create great memories as well!



Anderson and Nat learn to fry their own tortilla chips



Left: Alice stirs liquid into macaroni and cheese



Right: Linny adds cheese into his macaroni and cheese bake.

Changing a Tire

Getting a flat tire is never a fun experience, but if you have the right tools and a little bit of knowledge, it doesn't have to ruin your day.

Read on to learn how. our middle schoolers learned this important life skill.



Your first step is to find your spare tire, car jack, and tire iron. Most cars will have this in the trunk under a panel. Some larger cars might have a full size tire mounted on the outside. Occasionally, a car will not have a spare tire, in which case you will need to call a tow truck.




Next, you will need to use your tire iron to loosen the lug nuts. You may need to use your whole body weight. Don't take them all the way off yet! Then, find the jack point nearest to your flat tire. Place the car jack underneath it, insert the crank mechanism, and crank until the car is raised off the ground enough to remove the tire.



Remove the lug nuts completely. Then, put the spare tire on the bolts. Screw in the lug nuts, and tighten them in a star pattern to ensure an even torque. Lower the jack completely. Give the lug nuts another round of star-pattern tightening, this time using your body weight to get them really tight.

Welcome

Listening In



Ever wonder what our campers say about their experience?



CAMPERS SAY...



NORAH

I like that we made dragons. We made lots of things out of clothespins.



SAVANNA

I like doing experiments with my friends. Camp is a good place to meet new people.



NAOMI

One of my favorite things is my friends and the artwork that we do.



BEATRIX

My favorite part was making the salsa and tortilla chips and putting together the chairs.

...THE BEST THINGS



ELEANOR

The best part is that we get to play whatever we want.



ALICE

The best part of camp was baking cookies.





Additional thanks to:

Romeo Garcia (Administrative Assistant)

Sheldon Henry (Director of Technology)

Carol MacAdam (School Librarian)

Ramiro Pecher (Facilities Manager)

Irma Guillén (Custodian)

Jasmine Vaughn (School Nurse)











Our Support Staff this week:

- Ani Arzoumanian
- Ethan Clarkewallis
- Kim Lugo
- Samantha McKay (Newsletter)
- Lottie PK



Our amazing
2023 Staff!



Lead
Teachers

Brenda Alvarado
Alex Andrews
Frances Ashcraft
Brian Belstock
Pat Clark
Mark Evans
Sandra Haw
Ania Hendy
Lauren Hill

Keely Kozak
Samantha McKay
Jazlyn Olivera
Daniela Rivadeneira
Crystal A. Robinson
Crystal Shay Robinson
Mirsa Shulman
Madison Snyder

Patricia Soumoff
Reema Srivastava
Margaret Strohecker
Jaya Sullivan
Taylor Washington
Todd Whitehead
Kiersten Whitehead
Abby Wilson

Assistant Counselors

Alex Andrews
Ani Arzoumanian
Frances Ashcraft
Brian Belstock
Jasmine Cerritos
Pat Clark
Ethan Clarkewallis
Sandra Haw
Debbie Jacobson
Megan Kellenberger
Kim Lugo
Nicholas Lugo
Jared McCord
Samantha McKay
Lottie Potter-King
Crystal A. Robinson
Crystal Shay Robinson
Jaya Sullivan
Tyler Washington
Taylor Washington
Abby Wilson

Special Roles



Van Nguyen
Camp Director

Gillian Rosenzweig-Stein
Camp Manager

Samantha McKay
Lead Floater

Danielle Probst-Rich
CIT Lead Teacher

Carol MacAdam
Librarian





**Nurturing
lifelong learners,
courageous risk-
takers, and
joyous
peacemakers.**

OPEN HOUSES:

**October
through
January**



**Accepting applications
in select grades for
2023-24.**

**Application available
in September for
2024-25.**

FCS FRIENDS
COMMUNITY
SCHOOL

Quaker Progressive Education for Grades K – 8
www.friendscommunityschool.org



WELCOME

FCS SUMMER CAMP

SEE YOU NEXT SUMMER!



Click here for a video slideshow!